




Accelerating Progress with Commercial Deals

November 2024 Investor Presentation

Annual General Meeting of Shareholders 2024






Introduction



Weebit: Leading Vendor of ReRAM IP

Advanced Non-Volatile Memory (NVM) Now Entering Production




Founded: 2015

Located: Israel & France
50 personnel⁽¹⁾ (90% engineers/scientists; 13 PhDs)



Multiple commercial deals

AU \$1million revenues received
Ongoing discussions & evals
with >20 foundries/IDMs & product companies



Business model

IP licensing to semiconductor companies & fabs




Fast-growing markets

Edge AI, automotive, microcontrollers, power management/analog ICs...




R&D partner

CEA-Leti, a leading microelectronics research institute



Proven, protected technology

Fully qualified per JEDEC; available for chip designers; 50+ patents & applications



ASX: WBT

S&P/ASX 300

MSCI
Global Small Cap Index

* Source: <https://www.mordorintelligence.com/industry-reports/non-volatile-memory-market>
(1) Includes employees and full-time contractors

Strong Board With World-renowned Semiconductor Industry Experience

David (Dadi) Perlmutter
CHAIRMAN



Dr. Yoav Nissan-Cohen
NON-EXEC. DIRECTOR



Atiq Raza
NON-EXEC.
DIRECTOR



Naomi Simson
NON-EXEC.
DIRECTOR



Ashley Krongold
NON-EXEC.
DIRECTOR



Coby Hanoch
CEO



Strong & Experienced Management

Coby Hanoch
CEO



Ishai Naveh
CTO



Ilan Sever
VP R&D



Amir Regev
VP QUALITY &
RELIABILITY



Issachar Ohana
CRO



Eran Briman
VP MARKETING &
BUSINESS DEV.



Alla Felder
CFO

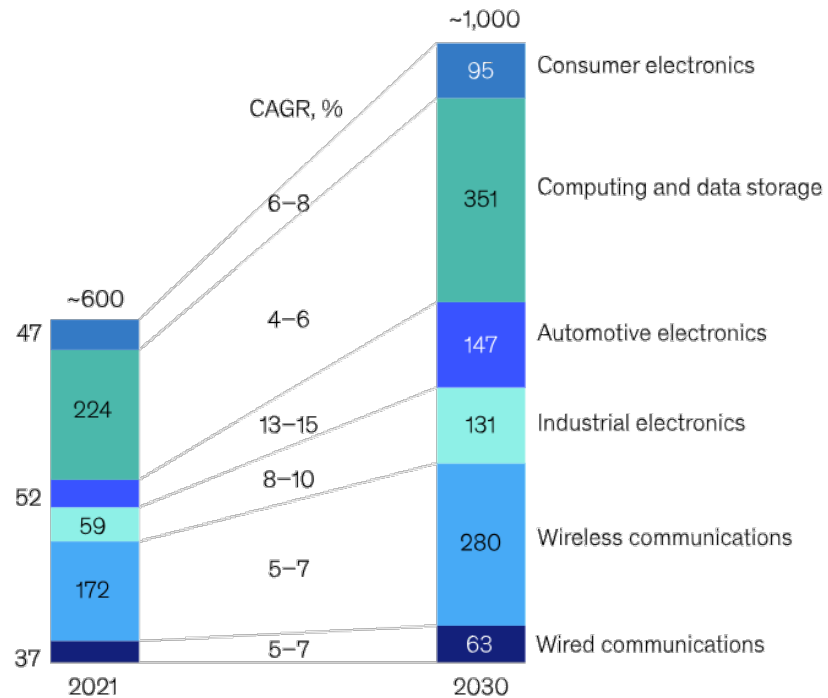


Semiconductors Represent an Incredible Opportunity

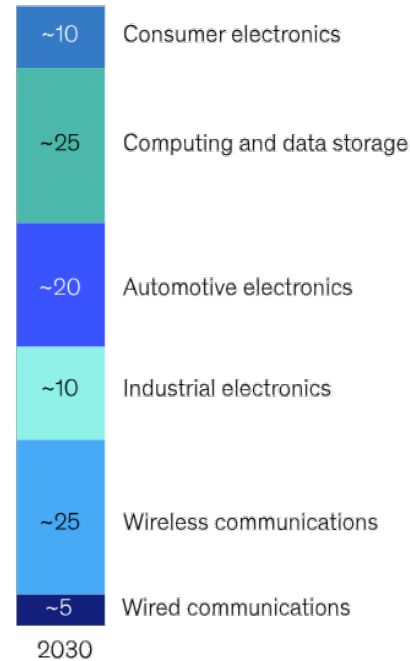
Semiconductors are everywhere, driving world markets

The semiconductor market is expected to reach \$1 trillion in value by 2030.

Global semiconductor market, \$ billion



Growth contribution per vertical, %



Most of the world's top companies design or make semiconductors²

1. Microsoft
2. Apple
3. Nvidia
4. Alphabet
5. Amazon
6. Meta
7. TSMC
8. Berkshire Hathaway
9. Eli Lilly
10. Broadcom

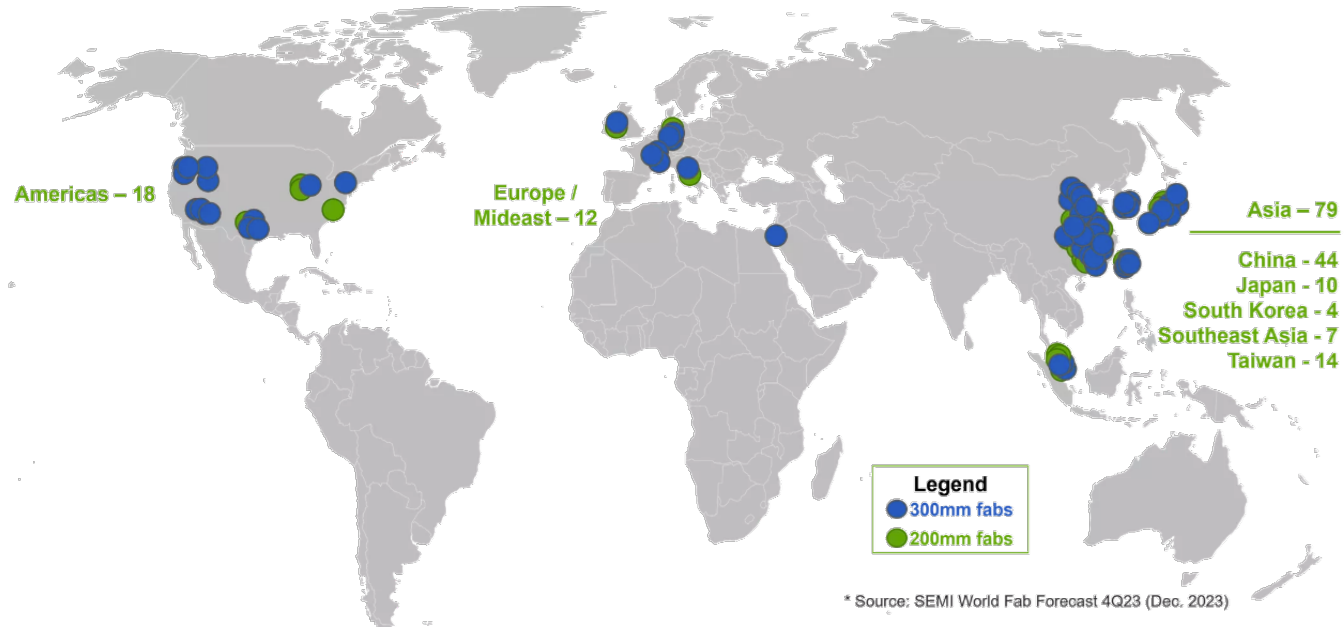
McKinsey & Company

(1) https://www.mckinsey.com/~media/mckinsey/industries/semiconductors/our%20insights/mckinsey%20on%20semiconductors%202024/mck_semiconductors_2024_webpdf.pdf
 (2) By market cap as of June 30, 2024. https://en.wikipedia.org/wiki/List_of_public_corporations_by_market_capitalization

Investment in Semiconductors Ramping up Globally

A growing opportunity for IP solutions

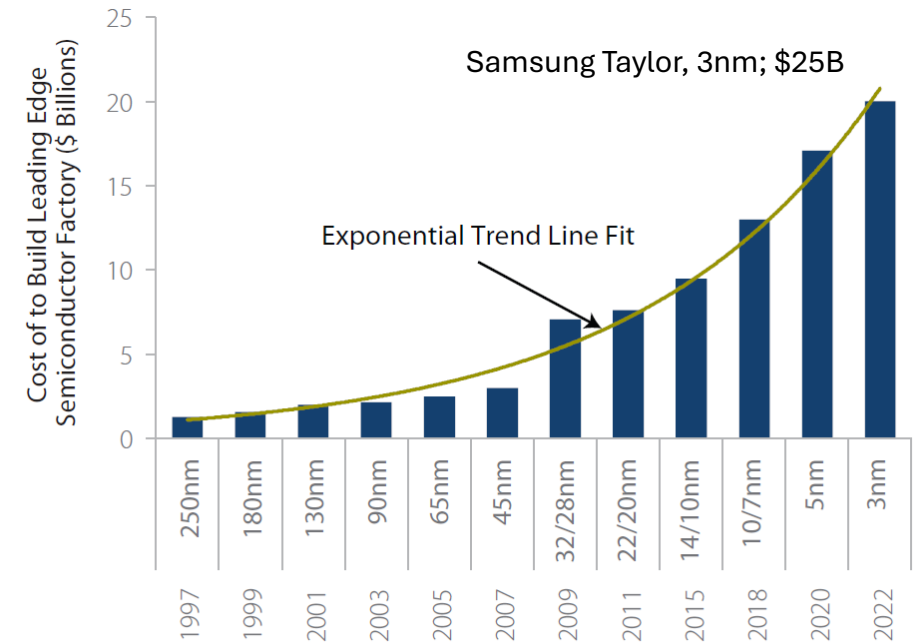
A record number of new fabs are coming online over the next couple of years¹



SEMI World Fab Forecast: **109 new fabs worldwide** expected to come online 2022-2026

\$800B semiconductor fab investments 2021-2023²

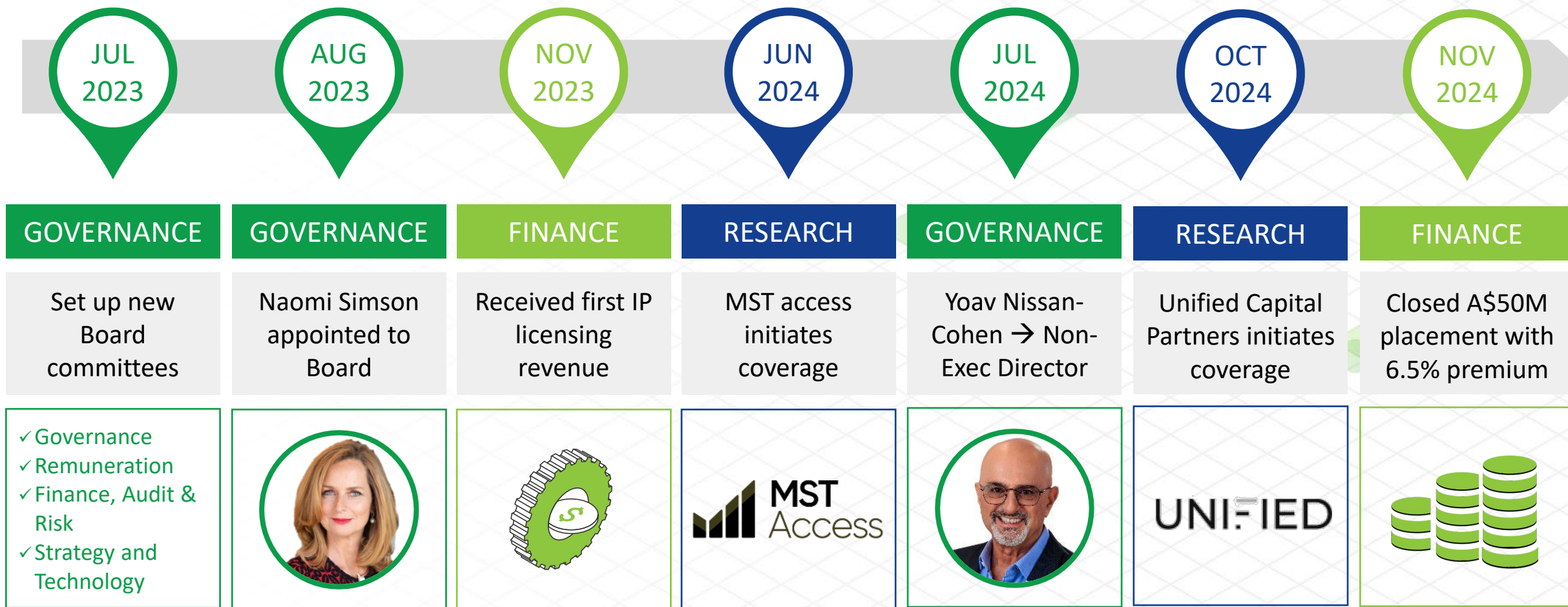
Fab costs are skyrocketing; even the largest product companies license IP and use foundries³



Source: Jefferies LLC

Major Recent Corporate Advancements

Driving Shareholder Value Creation





Recent Achievements



The Transformation of the Embedded NVM Market

The market has transitioned over the last 1-2 years, and today it is clear to everyone that ReRAM is it!

2022 – The Transformation Begins

Automotive

MCU 28nm

Infineon & TSMC

Trusted supplier

ReRAM qualified

Weebit & SkyWater

Power Mgmt. NVM

TSMC



2023 – Broadening Applications and Market Momentum

IoT & Mobile

MCU NVM

TSMC; UMC

Power Mgmt. NVM

Weebit &

DB HiTek

Shipping to

Customers

TSMC: STMicro, others



2024 – A Clear Shift

TSMC roadmap moving from **MRAM** to **ReRAM**

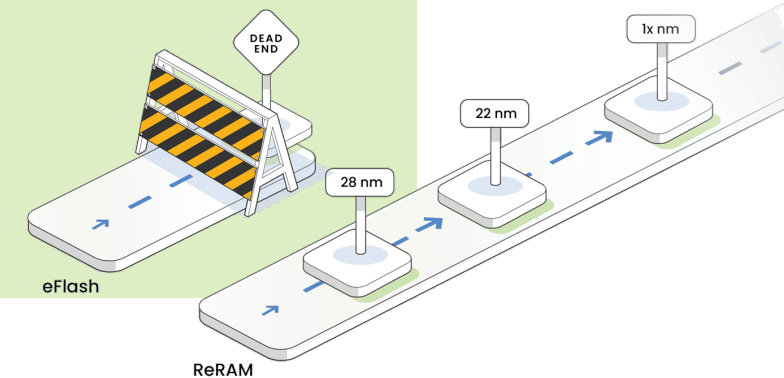
Shipping to Customers

TSMC: Nordic, Nuvoton



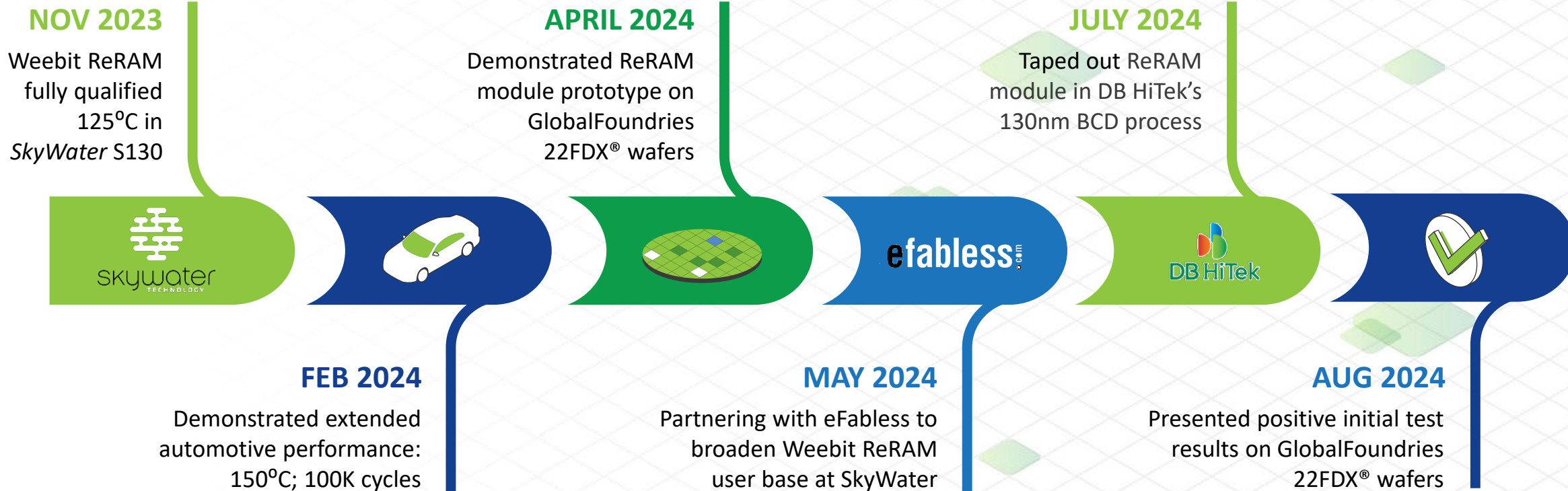
2025 Onwards

ReRAM becoming the **de-facto embedded NVM** standard



* Source: Emerging Non-Volatile Memory report, Yole Intelligence, 2023 and 2024; Internal company information

Continued Progress in Last 12 Months



Secured A\$50 Million via Underwritten Placement

Priced at a 6.5% premium to the 5-day volume-weighted average price


Underwritten placement to institutions and investors from Australia and abroad

- ◆ November 14, 2024
- ◆ Underwritten to \$47.4 million; balance being taken up by current offshore shareholders
- ◆ Board wanted to offer SPP, but ASX rules didn't allow it due to the strong Placement pricing

Use of proceeds

- ◆ Scale up commercialisation activities to support the expanding customer engagements
- ◆ Accelerate technology development

Well-funded going forward



Proceeding Towards Qual with Second Foundry to Adopt Weebit ReRAM



- ❖ A global top-tier foundry HQ in South Korea
- ❖ One of world's top-tier foundries for analog & power ICs
- ❖ Annual revenue of US\$1.3 billion

- ❖ DB HiTek licensed Weebit ReRAM for customer integration
 - ◆ Targeting 130nm BCD process– ideal for many analog, mixed-signal and power designs; applications in consumer, industrial and IoT
- ❖ DB HiTek's 100s of customers will have access to Weebit ReRAM
 - ◆ Customers include Intel, Mitsubishi, Sony and Qualcomm
- ❖ **Taped-out ReRAM module** as part of technology transfer process
 - ◆ Weebit ReRAM is available now to select DB HiTek customers for design prototyping ahead of production
- ❖ Next step: **Qualify towards volume production in mid-2025**



Above: a DB HiTek plant

Weebit ReRAM on GF 22nm FD-SOI Wafers

Live demo of ReRAM module prototype on GlobalFoundries' 22FDX® wafers

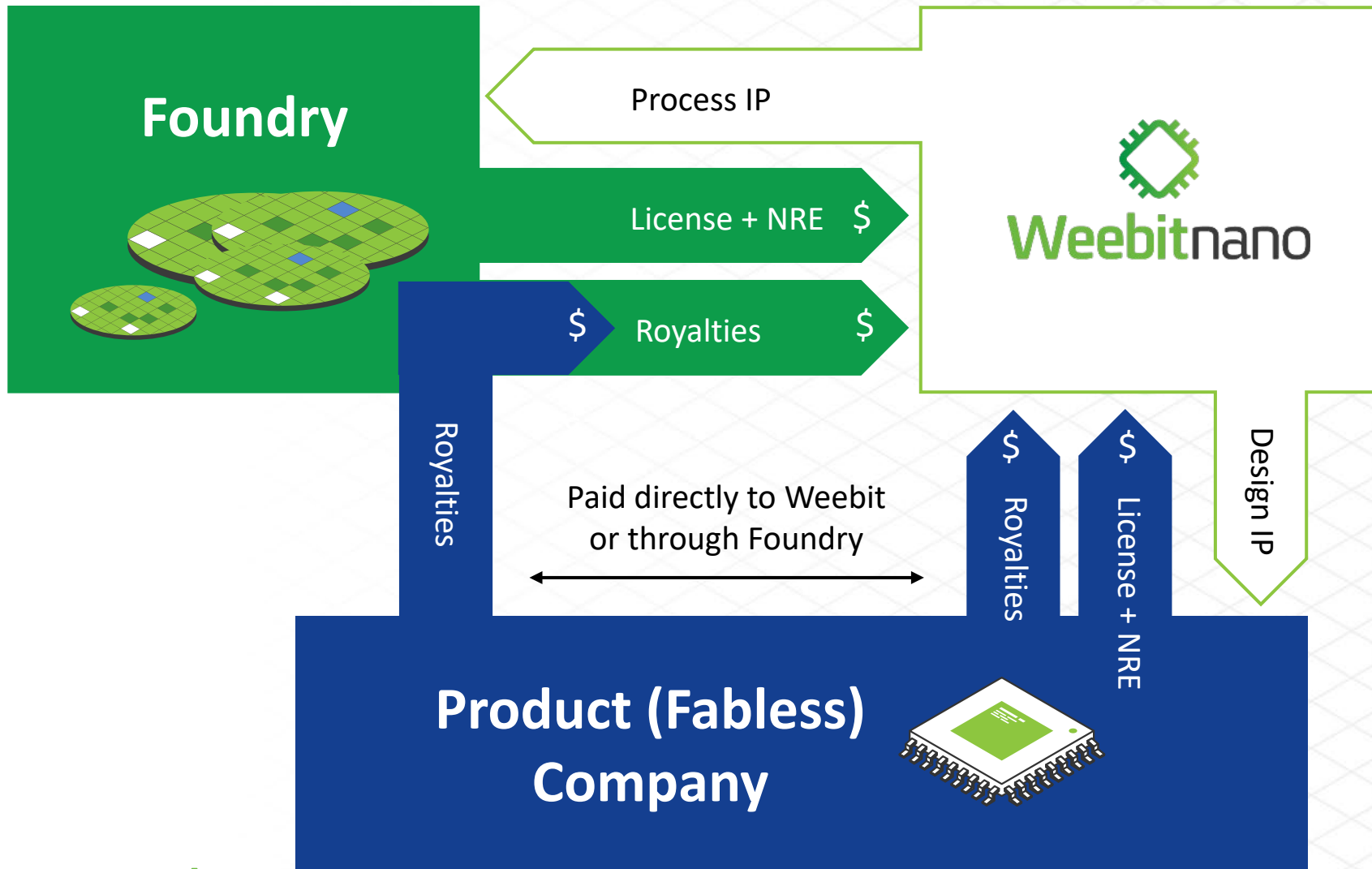
- ❖ Highlights some of the many advantages of Weebit ReRAM
 - ◆ E.g., scalability, low power, speed
- ❖ Shows ReRAM is a viable solution in this advanced geometry where embedded flash can't scale
- ❖ Demo very well received by the market
- ❖ Showing positive pre-qual performance results
- ❖ Characterization and qualification activities continue



Watch the live demo!

<https://www.youtube.com/watch?v=sEHRQVueS-s&t=6s>

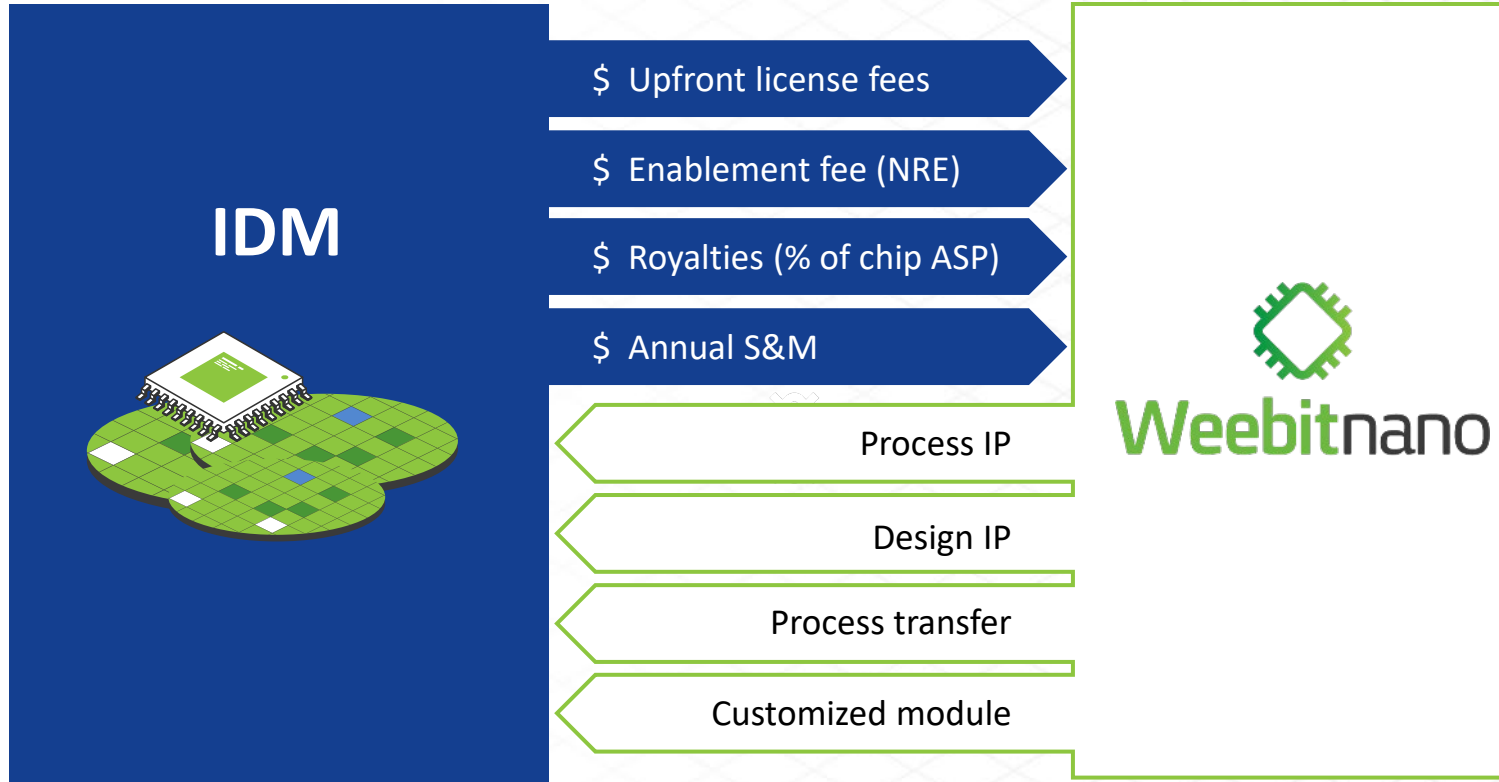
IP Business Model – Foundries & Fables



Benefits of IP Model

- ❖ Low COGS
 - ◆ Direct costs are associated with supporting and maintaining IP
 - ◆ No inventory
- ❖ High gross and operating margins
 - ◆ Once IP is created, it gets sold multiple times
 - ◆ Royalties go directly to the bottom line

IP Business Model – Benefits with IDMs




- ❖ IDMs design, manufacture and sell their own devices
- ◆ Develop products quickly for target end markets
- ◆ Can integrate IP in multiple designs / products

Accelerated
time-to-market and
time-to-revenue

Every Deal Represents Multiple Opportunities



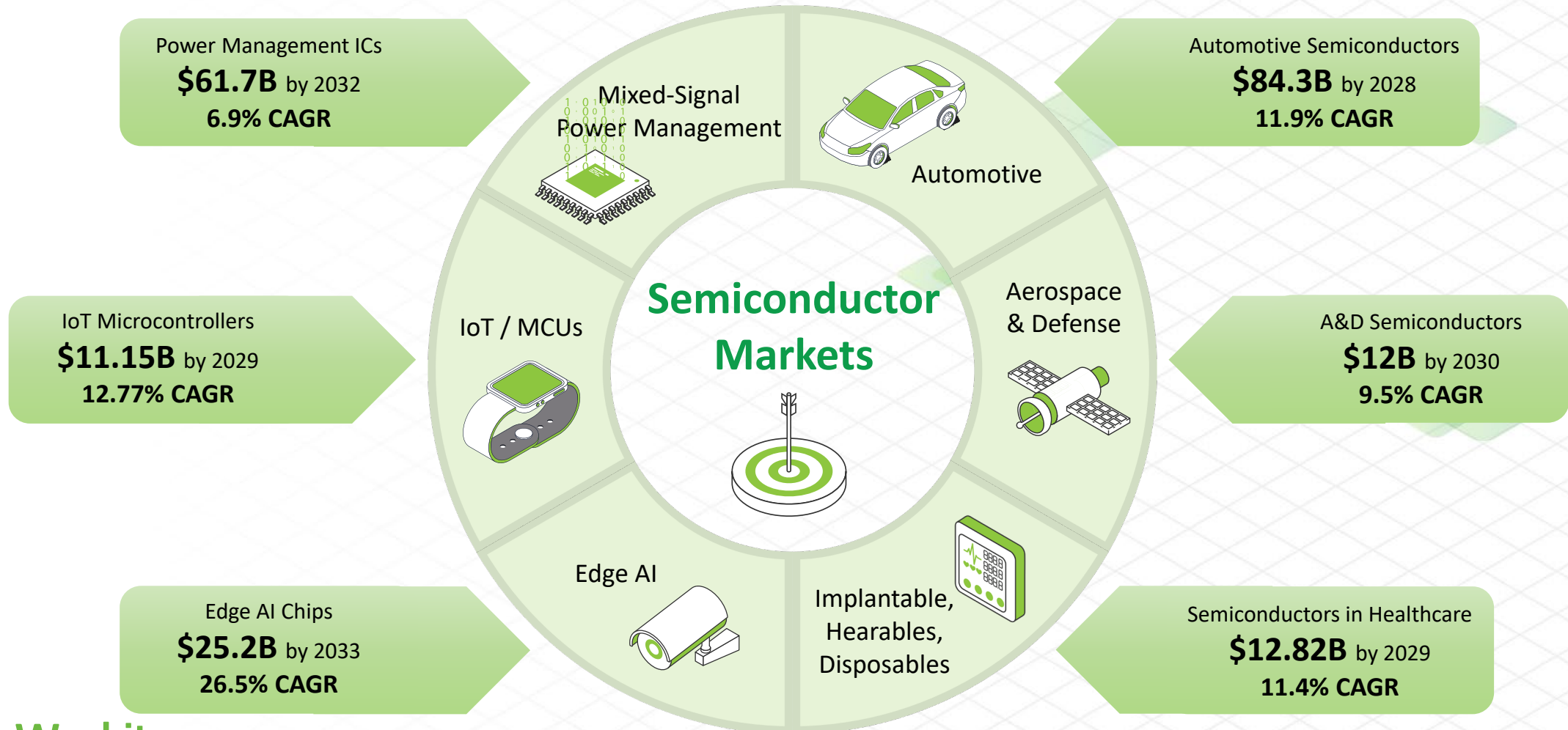


Huge Opportunities Ahead



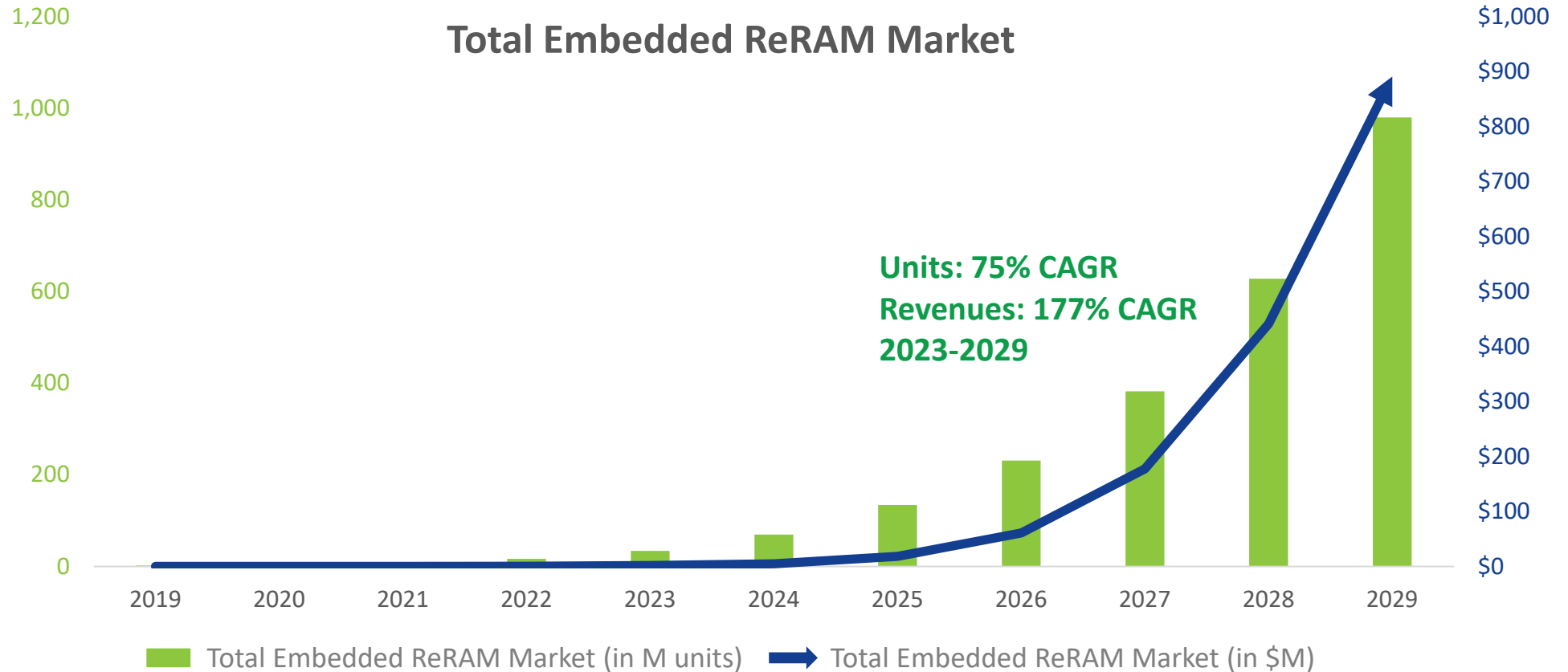
Addressing Fast-Growing Semiconductor Markets

>\$200 Billion TAM in Customer Markets



The Growing Opportunity for ReRAM

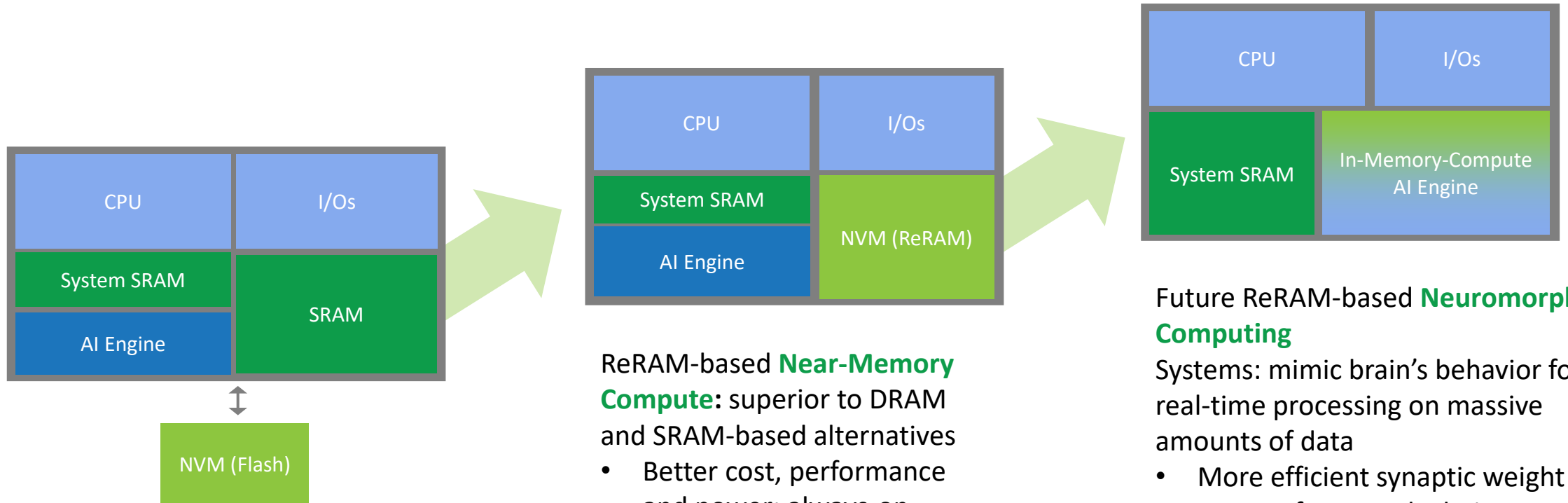
Embedded ReRAM growing rapidly across numerous applications



Note: The embedded emerging NVM market size is evaluated based on assumptions of the average chip area occupied by a given memory technology (Yole)

* Source: Emerging Non-Volatile Memory report, Yole Intelligence, 2024

ReRAM to Drive Innovation for Edge AI and Future Neuromorphic Compute



Today's **2-chip solution**

External NVM holds weights

Weights copied into SRAM

- Wasteful in terms of size & cost
- Prohibitive power

ReRAM-based **Near-Memory Compute**: superior to DRAM and SRAM-based alternatives

- Better cost, performance and power; always-on availability
- Eliminates external NVM

Future ReRAM-based **Neuromorphic Computing**

Systems: mimic brain's behavior for fast real-time processing on massive amounts of data

- More efficient synaptic weight storage for NN calculations: **4X greater capacity** than SRAM
- Three orders of magnitude (**x1000**) **better energy efficiency**

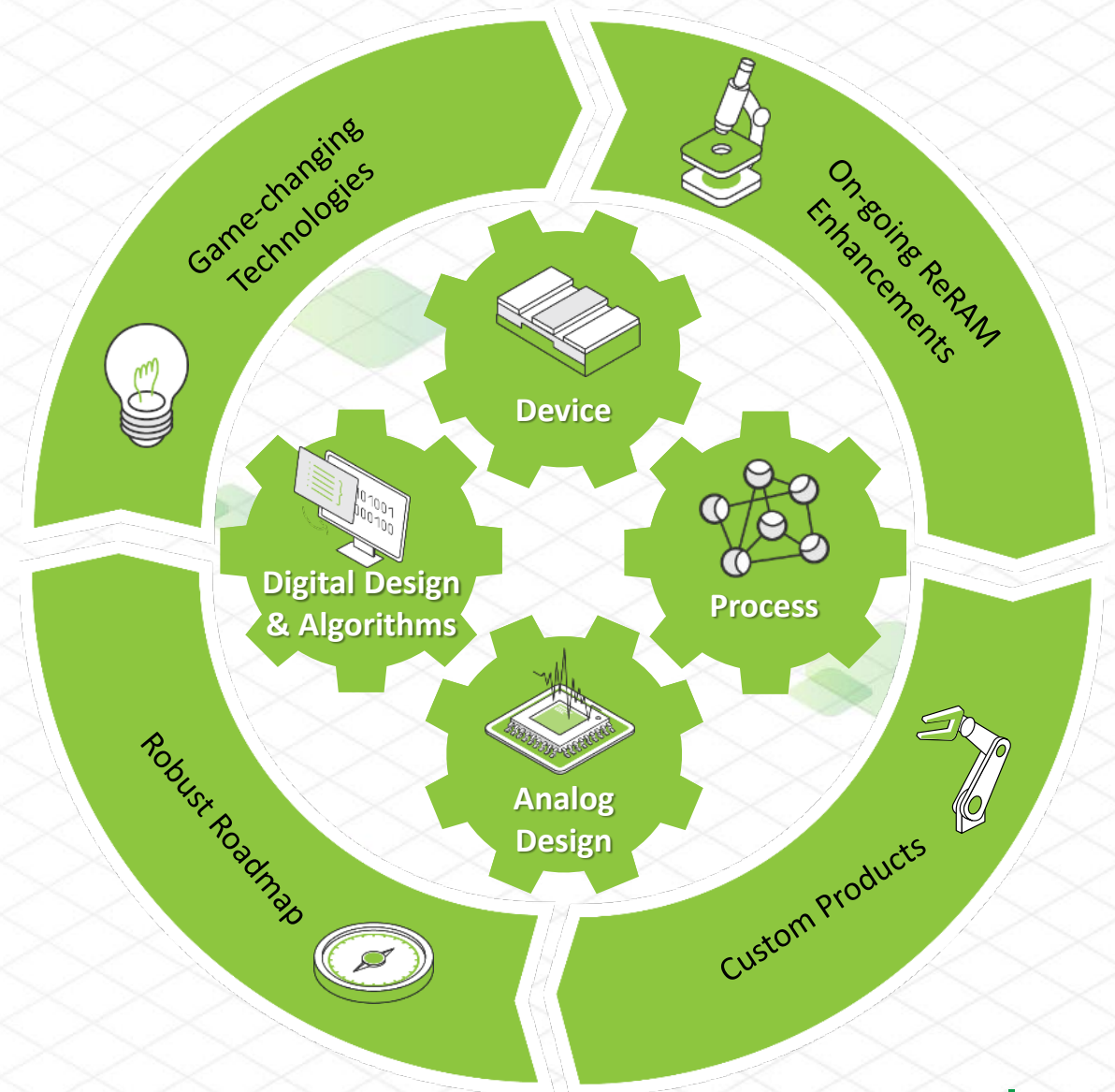
We've Got What it Takes

State-of-the-art ReRAM requires intimate cooperation between the different disciplines

Precise characterization and rigorous testing ensure continuous improvements

- ❖ Test and characterization team enables fast adjustments → higher reliability/yield
- ❖ Advanced lab in-house enables very short loop

A focused, experienced, management team is critical





What's Coming Next?



Progressing with Foundries, IDMs and Product Companies

In different levels of evaluation/negotiation with most of the top foundries and IDMs

- ◆ Increasingly moving from technical evaluations to business discussions

Making progress with product companies

Increased selective activity with China ecosystem


Expect to sign more agreements in 2025

Applying as a partner for government funded projects

Leading Foundries and Integrated Device Manufacturers*


Infineon XMC STMicroelectronics Samsung
TSMC Analog Devices Intel Hua Hong Group
DB HiTek Tower PSMC onsemi Nexchip
VIS UMC NXP Denso Bosch SMIC
Sony Microchip Renesas Texas Instruments Winbond
GlobalFoundries

Weebit Nano Key Targets Until End CY 2025



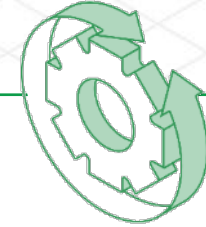
Fabs

Three new
licensing
agreements



Products

Three new
agreements with
product companies



Qualification

Complete
qualification at
DB HiTek

Delivering on these milestones will continue to cement Weebit's position as the leading independent provider of ReRAM technology

Disclaimer

This presentation contains certain statements that constitute forward-looking statements. Examples of such statements include, but are not limited to, statements regarding the design, scope, initiation, conduct and results of our research and development programs; our plans and objectives for future operations; and the potential benefits of our products and technologies. In some cases, forward-looking statements can be identified by the use of terminology such as “may,” “will,” “expects,” “plans,” “anticipates,” “estimates,” “potential” or “continue” or the negative thereof or other comparable terminology. These statements involve a number of risks and uncertainties that could cause actual results and the timing of events to differ materially from those anticipated by these forward-looking statements. These risks and uncertainties include a variety of factors, some of which are beyond our control. All forward-looking statements and reasons why actual results may differ are based on information available to us when initially made, and we assume no obligation to update these forward-looking statements or provide reasons why actual results might differ or the information set forth herein.

In addition, we do not make any representations or warranties, express or implied, with regard to the information included in this presentation of any other related document or information disclosed or furnished in connection thereto, including, without limitation, with respect to the accuracy, reliability, completeness or its sufficiency for any particular purpose. This information is proprietary and confidential of Weebit and is provided on a confidential basis and may not be disclosed or used without our prior written consent. You acknowledge that the disclosure and use of the information may be further prohibited under applicable securities or other laws.

This presentation is made for informational purposes only and does not constitute an offer to sell any interest in Weebit nor does it form the basis of any contract or agreement between the parties.

Third party data

This presentation includes or is otherwise based on information obtained from publicly available information including industry analyst firms and other information publicly released by corporations and government departments. Weebit has not independently verified or audited this information. Accordingly, the accuracy and completeness of such information is not guaranteed. This data has been accurately reproduced and, as far as Weebit is aware, no facts have been omitted that would render the information provided inaccurate or misleading. Investors should note that market data is inherently predictive and subject to uncertainty and is not necessarily reflective of actual market, industry and macroeconomic conditions. Specifically, there is no assurance that any of the forecasts or projections will be achieved. Forecasts and projections involve risks and uncertainties and are subject to change based on various factors, including those discussed above.

Thank You!

www.weebit-nano.com



 **Weebitnano**
THE NEXT NVM IS HERE